


CS14-2T8

LINEAR FLUORESCENT STRIP FIXTURE 2-LAMP T8



FIXTURE FEATURES

- Applications include commercial, industrial, retail and residential
 - Heavy duty fixture housing with reinforcing ribs for added rigidity
 - All metal surfaces are white powder coated after fabrication
 - Lock tight rotary lock lamp holders for positive lamp contact
 - Fixture end caps are securely connected to the main body for added rigidity and ease of installation
 - Fixture can be individual or row-mounted using end plate knock-outs
 - Fixture can be surface mounted or suspended
 - 1/4 turn fasteners retain the ballast cover for quick and easy installation
 - Quick disconnect is included for ease of installation.
 - Heavy gauge die embossed steel housing for maximum strength
 - Engineered for use with T8, 32W lamps (not included)

FIXTURE CONSTRUCTION

Fixtures are manufactured using die-embossed, cold channeled steel

FINISH

All steel parts of the fixture are white powder coated after fabrication eliminating sharp unpainted edges and corners

BALLAST AND ELECTRICAL

Ballasts are 120-277 volt, energy efficient electronic, thermally protected, automatic resetting, class P, high power factor and sound rated A. Lamp holders are positive stop locking type

MOUNTING

Fixtures can be surface mounted or hung by cable or chain. Fixtures can also be hung as individual units or row-mounted using end plate knock-outs.

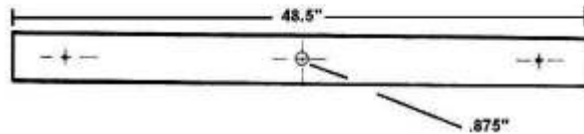
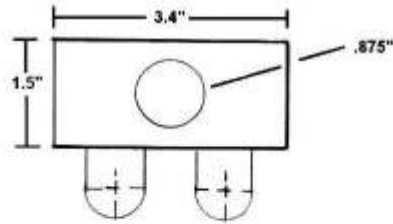
LISTING

ETL 3097700 listed, conforms to UL 1598. Certified to CSA C22.2 No. 250.0.

OPTIONAL ACCESSORIES

- Wire guard
- Aircraft type hanging cable

FIXTURE DIMENSIONS



PHOTOMETRIC DATA

Coefficients Of Utilization - Zonal Cavity Method

Effective Floor Cavity Reflectance: 20%

RCC %:	80				70				50				30				10				0			
RW %:	<u>70</u>	<u>50</u>	<u>30</u>	<u>0</u>	<u>70</u>	<u>50</u>	<u>30</u>	<u>0</u>	<u>50</u>	<u>30</u>	<u>20</u>	<u>50</u>	<u>30</u>	<u>20</u>	<u>50</u>	<u>30</u>	<u>20</u>	<u>0</u>	<u>50</u>	<u>30</u>	<u>20</u>	<u>0</u>		
RCR: 0	1.06	1.06	1.06	1.06	1.01	1.01	1.01	.75	.93	.93	.93	.85	.85	.85	.78	.78	.78	.75	.78	.78	.78	.75		
	1	.94	.89	.84	.79	.90	.85	.80	.58	.77	.74	.71	.71	.68	.65	.65	.63	.60	.57	.65	.63	.60	.57	
	2	.84	.75	.68	.62	.80	.72	.66	.47	.66	.61	.56	.60	.56	.52	.55	.51	.48	.45	.52	.47	.44	.45	
	3	.76	.65	.57	.50	.72	.62	.55	.38	.57	.51	.45	.52	.47	.42	.47	.43	.40	.37	.42	.47	.44	.37	
	4	.69	.57	.48	.42	.65	.55	.47	.32	.50	.43	.38	.46	.40	.35	.42	.37	.33	.30	.35	.42	.37	.33	
	5	.63	.50	.42	.35	.60	.48	.40	.27	.44	.37	.32	.41	.35	.30	.37	.32	.28	.26	.30	.37	.32	.28	
	6	.58	.45	.36	.30	.55	.43	.35	.24	.40	.33	.28	.36	.31	.26	.33	.28	.24	.22	.26	.33	.28	.24	
	7	.54	.41	.32	.26	.51	.39	.31	.21	.36	.29	.24	.33	.27	.23	.30	.25	.21	.19	.23	.30	.25	.21	
	8	.50	.37	.29	.23	.47	.35	.28	.18	.33	.26	.21	.30	.24	.20	.28	.23	.19	.17	.21	.30	.24	.19	
	9	.46	.34	.26	.20	.44	.32	.25	.16	.30	.23	.19	.28	.22	.18	.26	.21	.17	.15	.19	.28	.22	.17	
	10	.43	.31	.23	.18	.41	.30	.23	.15	.28	.21	.17	.26	.20	.16	.24	.19	.15	.13	.17	.26	.20	.15	

Zonal Lumen Summary

Lumens Per Zone

Zone	Lumens	% Lamp	% Luminaire	Zone	Lumens	% Total	Zone	Lumens	% Total
0-30	842.3	14.5%	15.7%	0-10	98.1	1.8%	90-100	295.2	5.5%
0-40	1,436.0	24.8%	26.8%	10-20	287.3	5.4%	100-110	279.7	5.2%
0-60	2,810.2	48.5%	52.4%	20-30	456.8	8.5%	110-120	205.8	3.8%
60-90	1,530.2	26.4%	28.5%	30-40	593.7	11.1%	120-130	137.2	2.6%
70-100	1,158.8	20%	21.6%	40-50	674.9	12.6%	130-140	73.3	1.4%
90-120	780.7	13.5%	14.6%	50-60	699.3	13.0%	140-150	27.6	0.5%
0-90	4,340.4	74.8%	80.9%	60-70	666.5	12.4%	150-160	3.5	0.1%
90-180	1,022.6	17.6%	19.1%	70-80	550.4	10.3%	160-170	0.3	0%
0-180	5,363.0	92.5%	100%	80-90	313.3	5.8%	170-180	0.2	0%